



Match the Clock


Draw a line to connect the matching times.




12:30



6:00




9:30




10:00

Match the Clock


Draw a line to connect the matching times.




6:00



11:30




2:00




8:00

Match the Clock


Draw a line to connect the matching times.




9:30



3:30




4:00




11:30

Match the Clock


Draw a line to connect the matching times.




10:00



1:00




3:30




9:00

Match the Clock


Draw a line to connect the matching times.




6:30



1:00



11:00



4:30

Answer Key for Worksheet 1

Match the Clock

Matching Pairs

Clock 1: 9:30

Clock 2: 10:00

Clock 3: 12:30

Clock 4: 6:00

Note: The analog clocks should be matched with their corresponding digital times.

Answer Key for Worksheet 2

Match the Clock

Matching Pairs

Clock 1: 8:00

Clock 2: 11:30

Clock 3: 6:00

Clock 4: 2:00

Note: The analog clocks should be matched with their corresponding digital times.

Answer Key for Worksheet 3

Match the Clock

Matching Pairs

Clock 1: 11:30

Clock 2: 9:30

Clock 3: 3:30

Clock 4: 4:00

Note: The analog clocks should be matched with their corresponding digital times.

Answer Key for Worksheet 4

Match the Clock

Matching Pairs

Clock 1: 1:00

Clock 2: 10:00

Clock 3: 9:00

Clock 4: 3:30

Note: The analog clocks should be matched with their corresponding digital times.

Answer Key for Worksheet 5

Match the Clock

Matching Pairs

Clock 1: 11:00

Clock 2: 6:30

Clock 3: 4:30

Clock 4: 1:00

Note: The analog clocks should be matched with their corresponding digital times.