


Match the Clock


Draw a line to connect the matching times.




14:00



17:00



4:00




9:00

Match the Clock


Draw a line to connect the matching times.




13:00



18:00



1:00




5:00

Match the Clock


Draw a line to connect the matching times.




1:00



8:00




13:00




7:00

Match the Clock


Draw a line to connect the matching times.




18:00



22:00



10:00




6:00

Match the Clock


Draw a line to connect the matching times.




16:00



20:00



9:00



19:00

Answer Key for Worksheet 1

Match the Clock

Matching Pairs

Clock 1: 9:00

Clock 2: 14:00

Clock 3: 17:00

Clock 4: 4:00

Note: The analog clocks should be matched with their corresponding digital times.

Answer Key for Worksheet 2

Match the Clock

Matching Pairs

Clock 1: 5:00

Clock 2: 13:00

Clock 3: 18:00

Clock 4: 1:00

Note: The analog clocks should be matched with their corresponding digital times.

Answer Key for Worksheet 3

Match the Clock

Matching Pairs

Clock 1: 13:00

Clock 2: 1:00

Clock 3: 7:00

Clock 4: 8:00

Note: The analog clocks should be matched with their corresponding digital times.

Answer Key for Worksheet 4

Match the Clock

Matching Pairs

Clock 1: 6:00

Clock 2: 10:00

Clock 3: 18:00

Clock 4: 22:00

Note: The analog clocks should be matched with their corresponding digital times.

Answer Key for Worksheet 5

Match the Clock

Matching Pairs

Clock 1: 19:00

Clock 2: 9:00

Clock 3: 16:00

Clock 4: 20:00

Note: The analog clocks should be matched with their corresponding digital times.