


Match the Clock


Draw a line to connect the matching times.




2:00



8:00



1:00




10:00

Match the Clock

Draw a line to connect the matching times.




3:00



12:00



7:00




1:00

Match the Clock


Draw a line to connect the matching times.



4:00



9:00




10:00




2:00

Match the Clock


Draw a line to connect the matching times.




6:00



12:00




9:00




5:00

Match the Clock


Draw a line to connect the matching times.




5:00



3:00



8:00



10:00

Answer Key for Worksheet 1

Match the Clock

Matching Pairs

Clock 1: 10:00

Clock 2: 2:00

Clock 3: 8:00

Clock 4: 1:00

Note: The analog clocks should be matched with their corresponding digital times.

Answer Key for Worksheet 2

Match the Clock

Matching Pairs

Clock 1: 12:00

Clock 2: 7:00

Clock 3: 1:00

Clock 4: 3:00

Note: The analog clocks should be matched with their corresponding digital times.

Answer Key for Worksheet 3

Match the Clock

Matching Pairs

Clock 1: 2:00

Clock 2: 10:00

Clock 3: 9:00

Clock 4: 4:00

Note: The analog clocks should be matched with their corresponding digital times.

Answer Key for Worksheet 4

Match the Clock

Matching Pairs

Clock 1: 9:00

Clock 2: 5:00

Clock 3: 12:00

Clock 4: 6:00

Note: The analog clocks should be matched with their corresponding digital times.

Answer Key for Worksheet 5

Match the Clock

Matching Pairs

Clock 1: 8:00

Clock 2: 10:00

Clock 3: 3:00

Clock 4: 5:00

Note: The analog clocks should be matched with their corresponding digital times.