



Addition & Subtraction

Name: _____

Date: _____



Break Apart Addition & Subtraction--Fill in the right number

3 kiwi slices in a box connected to two options: 1 kiwi slice and 2 kiwi slices.

4 chocolate pieces in a box connected to two options: 2 chocolate pieces and 2 chocolate pieces.

5 kiwi slices in a box connected to two options: 3 kiwi slices and 2 kiwi slices.

6 kiwi slices in a box connected to two options: 4 kiwi slices and 2 kiwi slices.



Addition & Subtraction

Name: _____

Date: _____



Break Apart Addition & Subtraction--Fill in the right number

8 carrots are shown in a box. A bracket on the right side of the box points to two separate boxes, each containing 4 carrots and an empty circle for the number.

10 eggplants are shown in a box. A bracket on the right side of the box points to two separate boxes: the top one contains 6 eggplants and an empty circle, and the bottom one contains 4 eggplants and an empty circle.

9 plums are shown in a box. A bracket on the right side of the box points to two separate boxes: the top one contains 3 plums and an empty circle, and the bottom one contains 6 plums and an empty circle.

3 pears are shown in a box. A bracket on the right side of the box points to two separate boxes: the top one contains 2 pears and an empty circle, and the bottom one contains 1 pear and an empty circle.








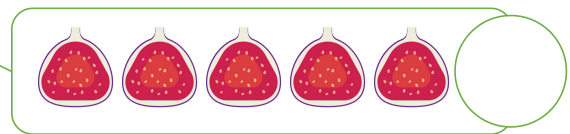
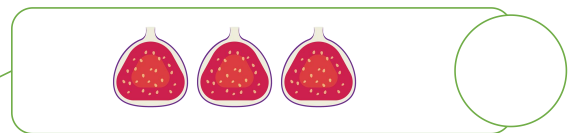
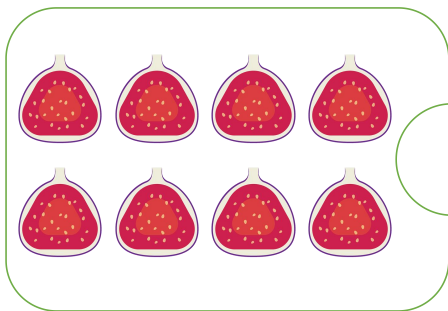


Addition & Subtraction

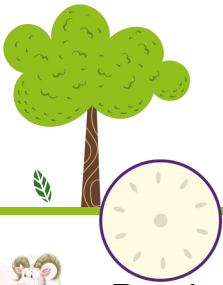
Name: _____

Date: _____



Break Apart Addition & Subtraction--Fill in the right number









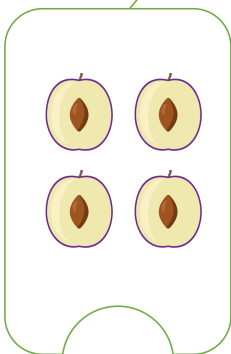



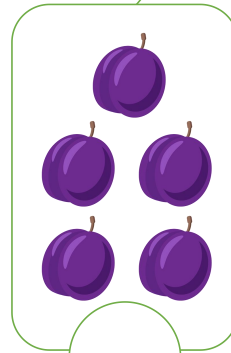
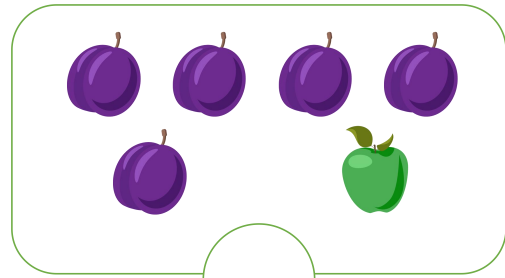

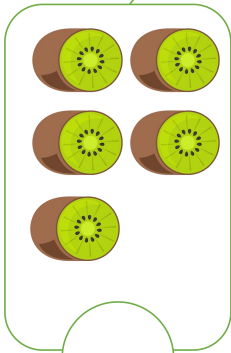

Addition & Subtraction

Name: _____

Date: _____



Break Apart Addition & Subtraction--Fill in the right number









Addition & Subtraction

Name: _____

Date: _____



Break Apart Addition & Subtraction--Fill in the right number






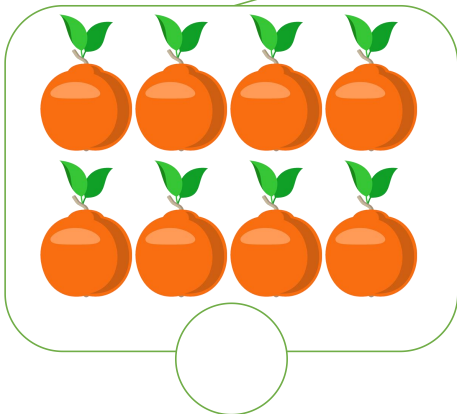
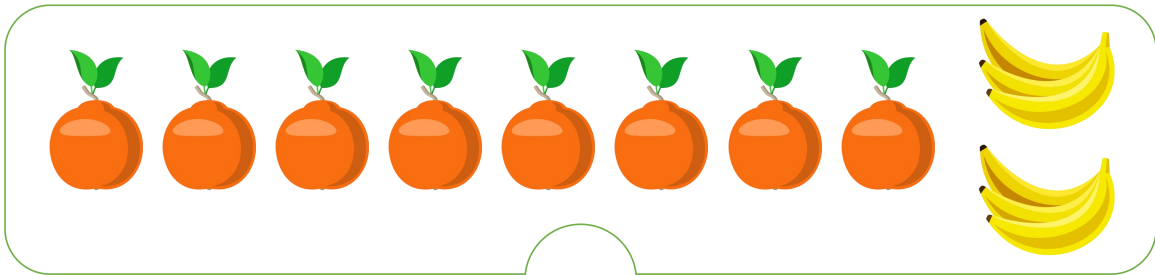
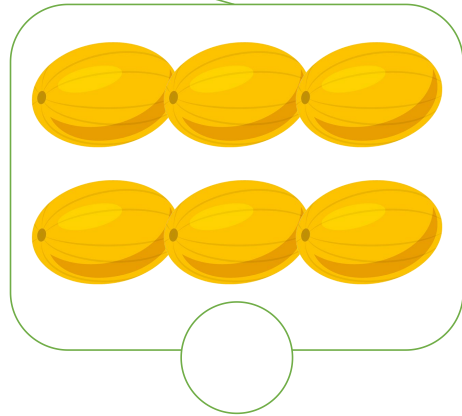


Addition & Subtraction

Name: _____

Date: _____



Break Apart Addition & Subtraction--Fill in the right number





Addition & Subtraction

Name: _____

Date: _____



Break Apart Addition & Subtraction--Fill in the right number

Diagram for the first problem: A large rounded rectangle contains two yellow apples on the right side. A small circle is positioned at the bottom center of this rectangle. Two lines extend from the top of this circle to the top corners of a second, smaller rounded rectangle below it.

Diagram for the first problem (left): A rounded rectangle contains five yellow apples (three in the top row and two in the bottom row). A small circle is positioned at the bottom center of this rectangle.

Diagram for the first problem (right): A rounded rectangle contains three yellow apples in a horizontal row. A small circle is positioned at the bottom center of this rectangle.

Diagram for the second problem: A large rounded rectangle contains one blue raspberry and one pink raspberry on the right side. A small circle is positioned at the bottom center of this rectangle. Two lines extend from the top of this circle to the top corners of a second, smaller rounded rectangle below it.

Diagram for the second problem (left): A rounded rectangle contains five blue raspberries (three in the top row and two in the bottom row). A small circle is positioned at the bottom center of this rectangle.

Diagram for the second problem (right): A rounded rectangle contains five pink raspberries (three in the top row and two in the bottom row). A small circle is positioned at the bottom center of this rectangle.