
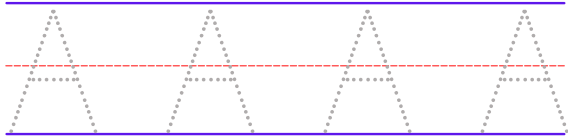
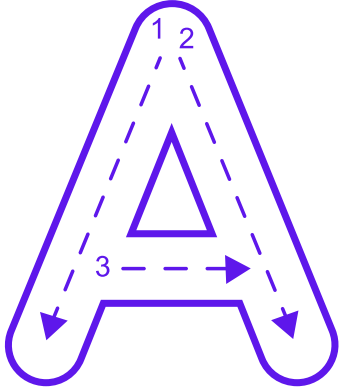

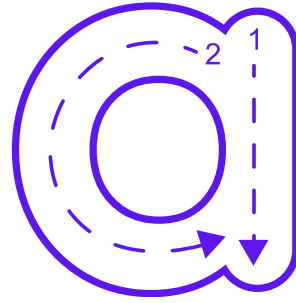


Trace the letters


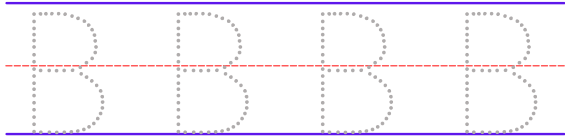



Handwriting practice lines for uppercase 'A'. The page contains 10 sets of three horizontal lines (top solid, middle dashed, bottom solid) for independent practice.


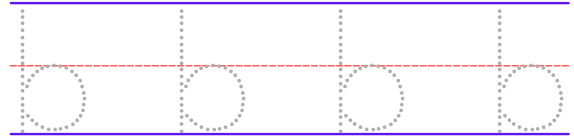



Handwriting practice lines for lowercase 'a'. The page contains 10 sets of three horizontal lines (top solid, middle dashed, bottom solid) for independent practice.

Trace the letters


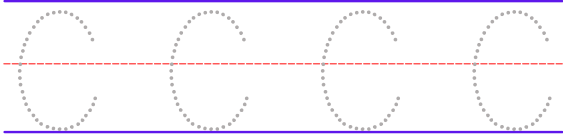



Handwriting practice lines for uppercase B. The page contains 10 sets of three horizontal lines (top, middle dashed, bottom) for independent practice.





Handwriting practice lines for lowercase b. The page contains 10 sets of three horizontal lines (top, middle dashed, bottom) for independent practice.

Trace the letters


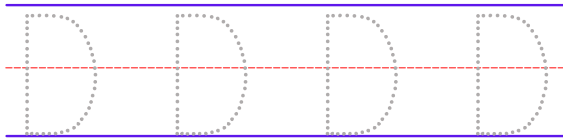
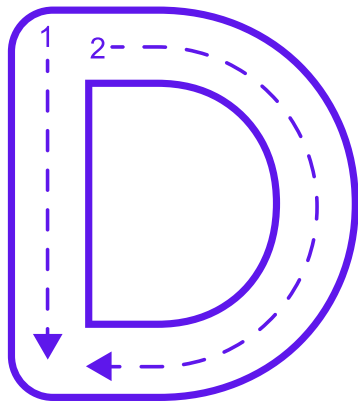


Below the tracing practice lines, there are several sets of empty three-line guides (top solid, middle dashed, bottom solid) for independent handwriting practice.


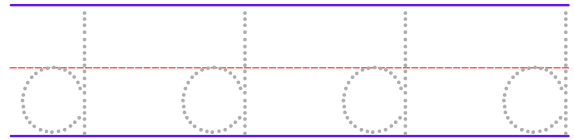
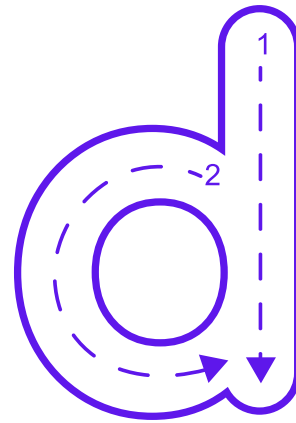


Below the tracing practice lines, there are several sets of empty three-line guides (top solid, middle dashed, bottom solid) for independent handwriting practice.

Trace the letters


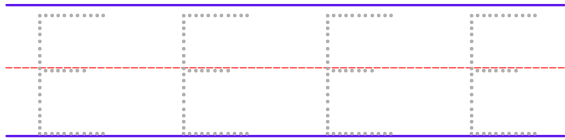
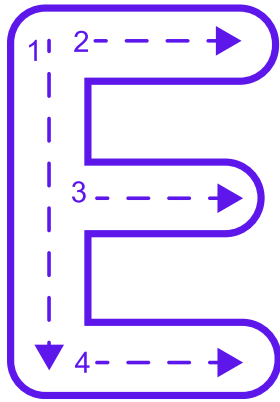


Handwriting practice lines for uppercase 'D'. The page contains 10 sets of three horizontal lines (top blue, middle red dashed, bottom blue) for independent practice.


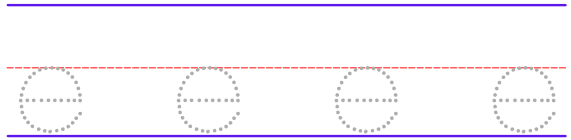
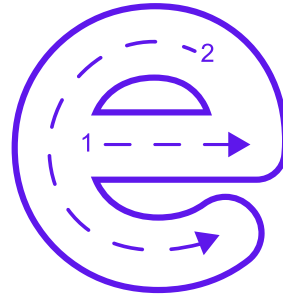


Handwriting practice lines for lowercase 'd'. The page contains 10 sets of three horizontal lines (top blue, middle red dashed, bottom blue) for independent practice.

Trace the letters


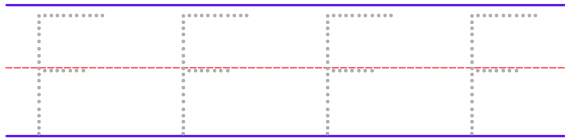
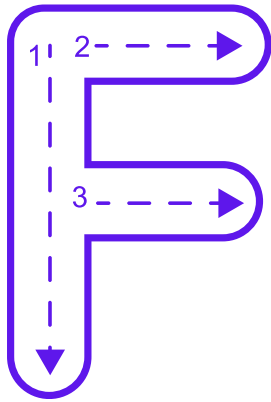


Four sets of empty three-line grids (top, middle dashed, bottom) for independent handwriting practice of the uppercase letter 'E'.


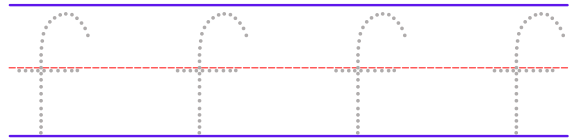
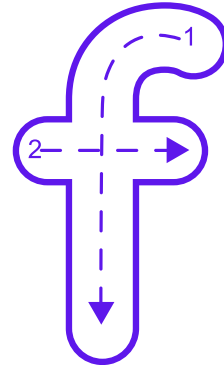


Four sets of empty three-line grids (top, middle dashed, bottom) for independent handwriting practice of the lowercase letter 'e'.

Trace the letters

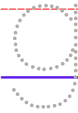
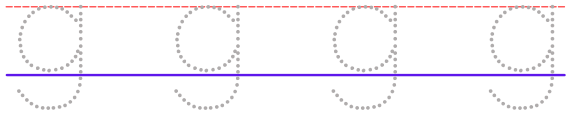
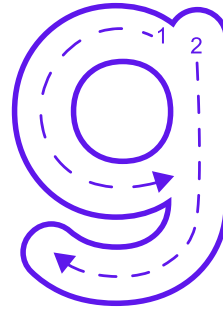
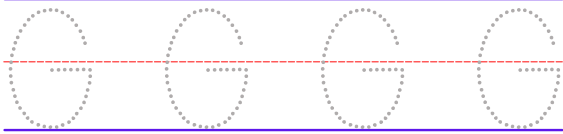
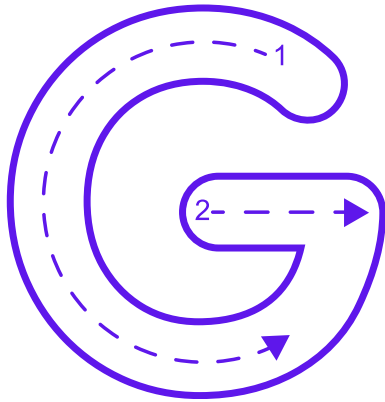


Blank handwriting practice lines for uppercase letter F. Each row consists of a solid top line, a dashed middle line, and a solid bottom line.


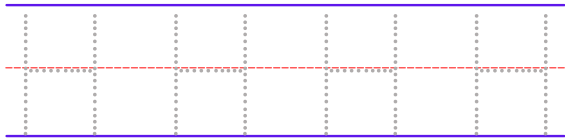
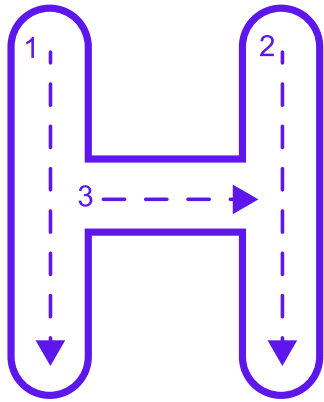


Blank handwriting practice lines for lowercase letter f. Each row consists of a solid top line, a dashed middle line, and a solid bottom line.


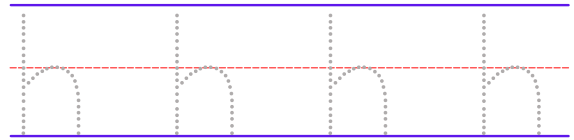
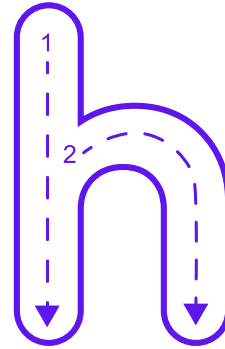
Trace the letters



Trace the letters


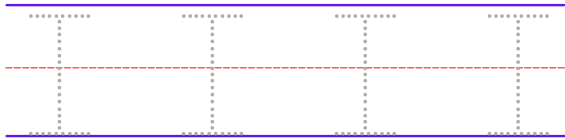


Handwriting practice lines for uppercase H. The page contains 10 sets of three horizontal lines (top blue, middle red, bottom blue) for independent practice.


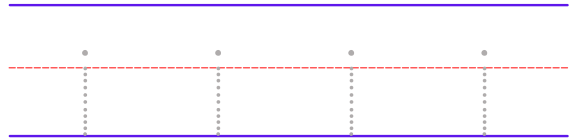


Handwriting practice lines for lowercase h. The page contains 10 sets of three horizontal lines (top blue, middle red, bottom blue) for independent practice.

Trace the letters




Blank handwriting practice lines for uppercase letter I. Each row consists of three horizontal lines: a solid top line, a dashed middle line, and a solid bottom line. There are ten such rows available for independent practice.

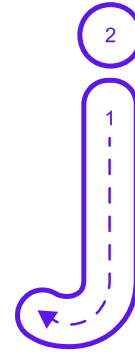


Blank handwriting practice lines for lowercase letter i. Each row consists of three horizontal lines: a solid top line, a dashed middle line, and a solid bottom line. There are ten such rows available for independent practice.


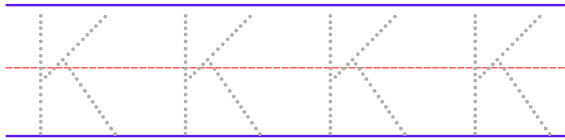
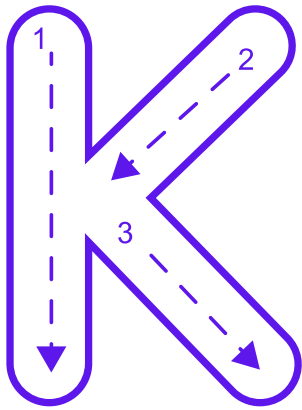
Trace the letters




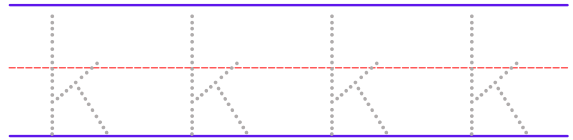
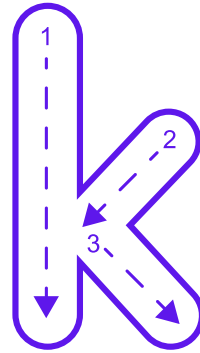
Tracing practice lines for uppercase letter J. The first row contains four dashed 'J's for tracing. The second row contains one dashed 'J' for tracing, followed by several empty sets of three-line guides (top solid, middle dashed, bottom solid) for independent practice.



Tracing practice lines for lowercase letter j. The first row contains four dashed 'j's for tracing. The second row contains one dashed 'j' for tracing, followed by several empty sets of three-line guides (top solid, middle dashed, bottom solid) for independent practice.

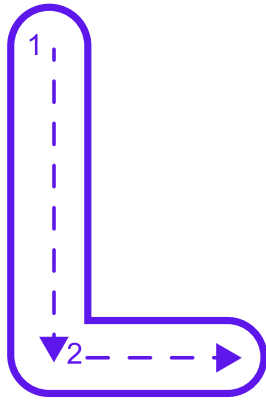


Four sets of empty three-line grids (top, middle dashed, bottom) for independent handwriting practice of the uppercase letter 'K'.



Four sets of empty three-line grids (top, middle dashed, bottom) for independent handwriting practice of the lowercase letter 'k'.

Trace the letters


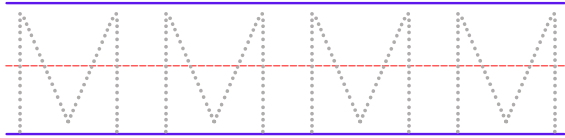
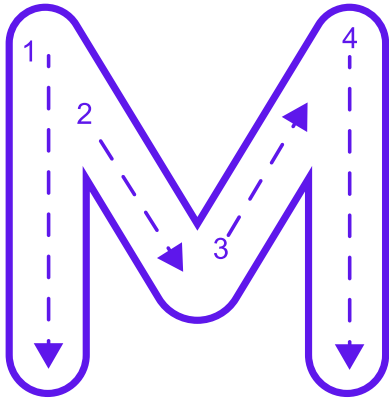


Tracing practice lines for uppercase letter L. The first row contains four dashed 'L' characters for tracing. The second row contains one dashed 'L' character for tracing. The remaining rows are blank for independent practice.

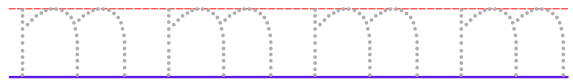
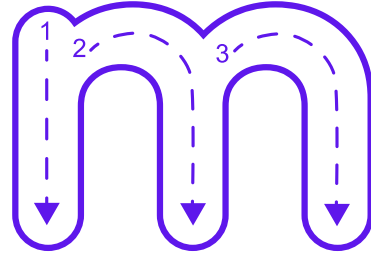


Tracing practice lines for lowercase letter l. The first row contains four dashed 'l' characters for tracing. The second row contains one dashed 'l' character for tracing. The remaining rows are blank for independent practice.

Trace the letters

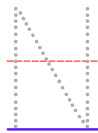
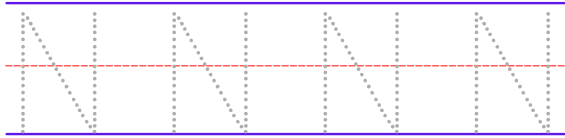
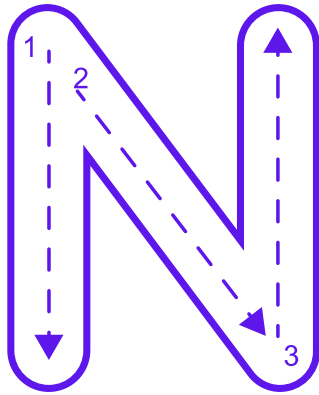


Handwriting practice lines for uppercase 'M'. The page contains 10 sets of three horizontal lines (top solid, middle dashed, bottom solid) for independent practice.

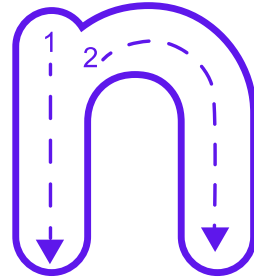


Handwriting practice lines for lowercase 'm'. The page contains 10 sets of three horizontal lines (top solid, middle dashed, bottom solid) for independent practice.

Trace the letters

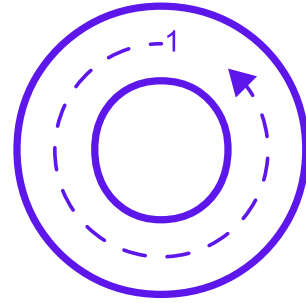
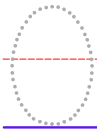
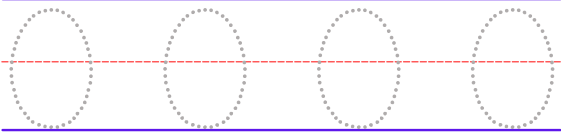
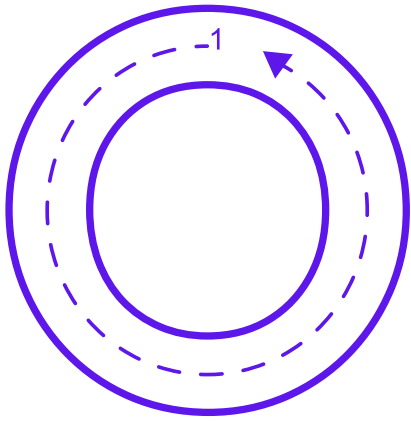


Blank handwriting practice lines for the uppercase letter N, consisting of multiple sets of three horizontal lines (top, middle dashed, bottom).


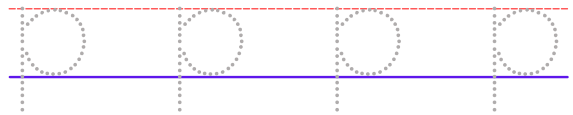
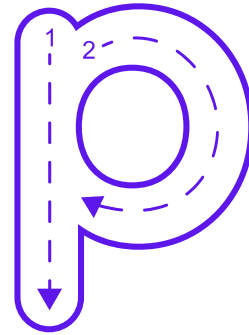

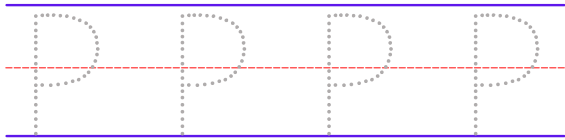



Blank handwriting practice lines for the lowercase letter n, consisting of multiple sets of three horizontal lines (top, middle dashed, bottom).


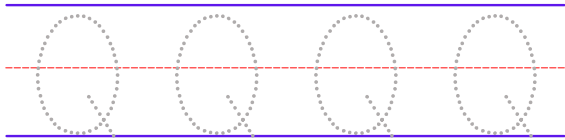
Trace the letters



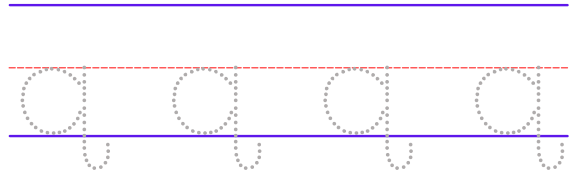
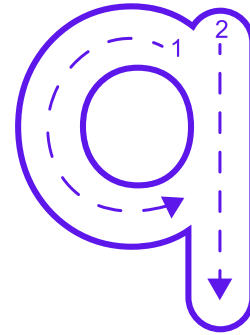
Trace the letters



Trace the letters




Handwriting practice lines for uppercase Q. The section contains 10 sets of three horizontal lines (top, middle dashed, and bottom) for independent practice.



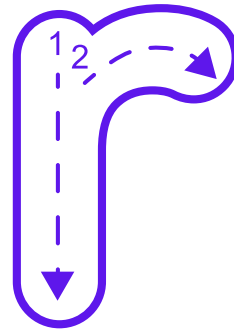
Handwriting practice lines for lowercase q. The section contains 10 sets of three horizontal lines (top, middle dashed, and bottom) for independent practice.

Trace the letters



R R R R R


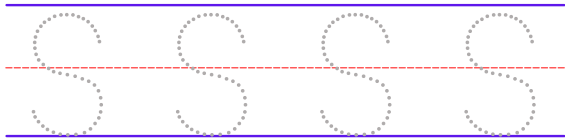

R



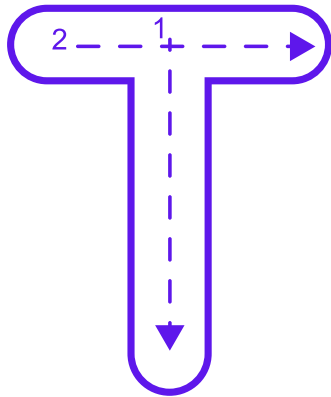
r r r r r

r

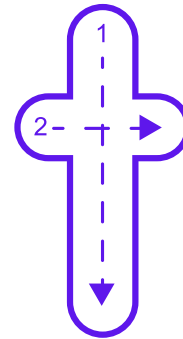
Trace the letters



Trace the letters


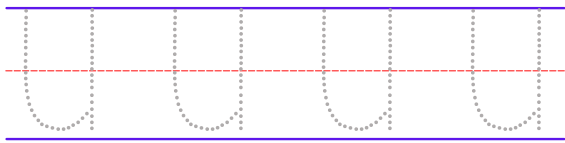
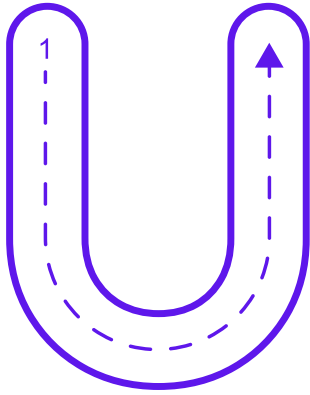


Tracing practice lines for uppercase letter T. The first row contains four dashed 'T' characters for tracing. The following rows are blank for independent practice, each consisting of a solid top line, a dashed middle line, and a solid bottom line.


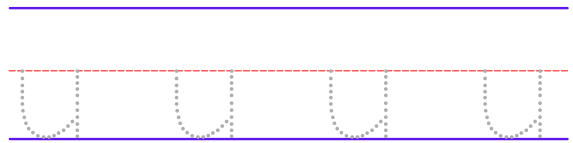
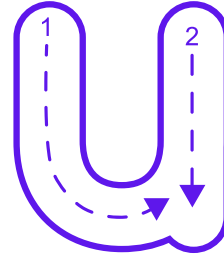


Tracing practice lines for lowercase letter t. The first row contains four dashed 't' characters for tracing. The following rows are blank for independent practice, each consisting of a solid top line, a dashed middle line, and a solid bottom line.

Trace the letters







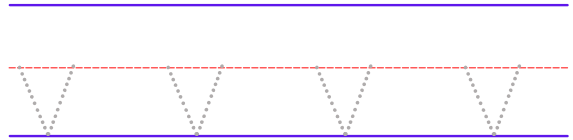







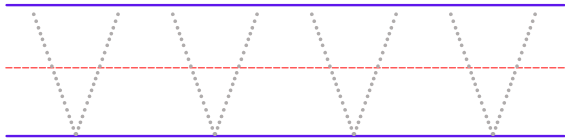
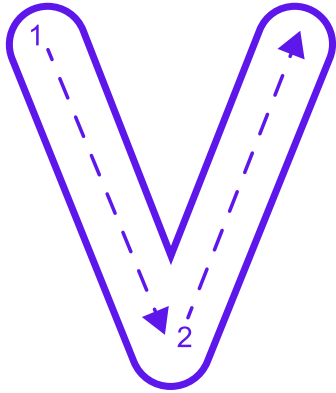


Blank three-line grids for independent uppercase 'U' practice.

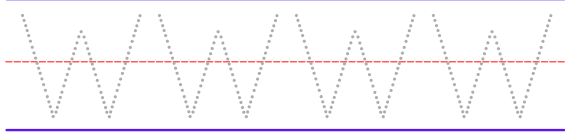



Blank three-line grids for independent lowercase 'u' practice.

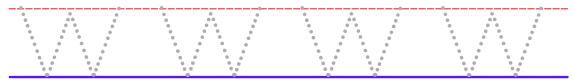

Trace the letters



Trace the letters

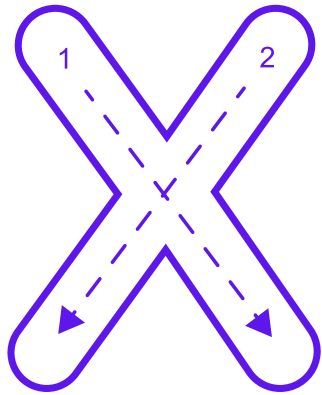


Blank handwriting practice lines consisting of a top blue line, a middle red dashed line, and a bottom blue line, repeated for multiple rows.




Blank handwriting practice lines consisting of a top blue line, a middle red dashed line, and a bottom blue line, repeated for multiple rows.

Trace the letters

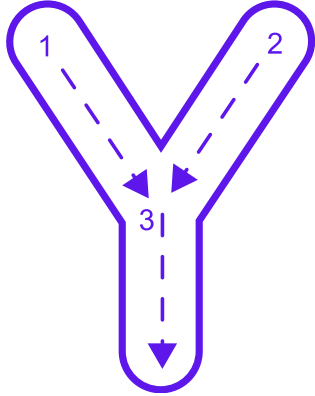


Tracing practice lines for uppercase letter X. The first row contains four dashed 'X' characters for tracing. The second row contains one dashed 'X' character for tracing, followed by empty lines for independent practice.

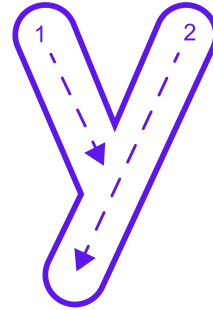


Tracing practice lines for lowercase letter x. The first row contains four dashed 'x' characters for tracing. The second row contains one dashed 'x' character for tracing, followed by empty lines for independent practice.

Trace the letters


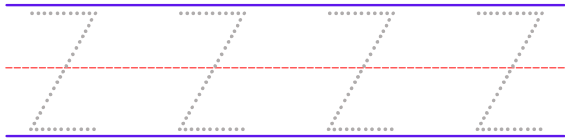
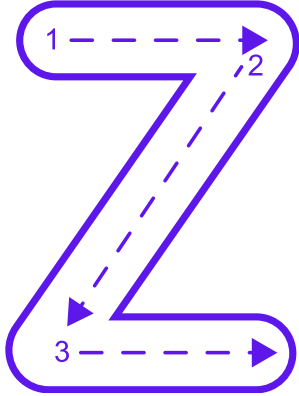


Tracing practice lines for uppercase letter Y. The first row contains four dashed 'Y's for tracing. The second row contains one dashed 'Y' for tracing, followed by several empty sets of three horizontal lines (top, middle dashed, bottom) for independent practice.


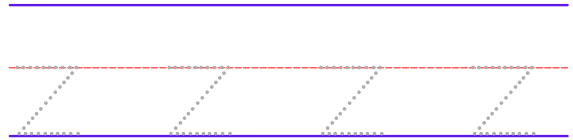
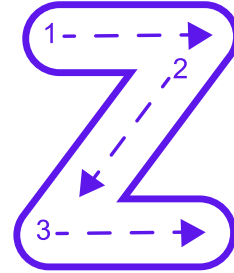


Tracing practice lines for lowercase letter y. The first row contains four dashed 'y's for tracing. The second row contains one dashed 'y' for tracing, followed by several empty sets of three horizontal lines (top, middle dashed, bottom) for independent practice.

Trace the letters



Blank handwriting practice lines for uppercase Z, consisting of multiple sets of three horizontal lines (top, middle dashed, and bottom).



Blank handwriting practice lines for lowercase z, consisting of multiple sets of three horizontal lines (top, middle dashed, and bottom).